

Product	nLink+ IP AS	novasina The Art of Precision Measurement
Document	Datasheet	Novasina AG CH-8853 Lachen
	007238.00	Page 1 / 2

nLink+ IP AS for external nSens probes (IP67 protected case, 2 analog output)



Dual channel transmitter in IP67 case.

Configuration with USB cable for Android smartphones or Windows PC.

Configuration possible without external power supply.

Compatible with all exterior nSens sensor (such as nSens-HT-EIS, Sens-dP etc) and extension cables.

Art. Nr. 260 2078 nLink+ IP AS (no sensor included)

Technical Data

Name	nLink+ IP AS (Art-Nr 2602078)
Power supply	24V DC, Permissible voltage range: 5 to 39V
Power consumption	<0.5W
Display	none
Analogue outputs (2 outputs) 2* 0/4 - 20mA or 2* 0/2 - 10V	2 scalable analogue outputs, current 0/4..20mA or voltage 0/2..10V Accuracy <0.05% of span Linearity <0.05% of span Temperature effect 0.005% of span / °C Load (I): min. 0 Ω / max. 500 Ω or (Uin-2V)/Imax Load resistance (U): min. 10 kΩ / max. ∞ Ω
Status LED	LED for power On, LED for nSens connected
Housing material	ABS
Protection class	IP67
Soldering material	lead free (RoHS compliant)
Working temp.	0 to 50°C
Storage temperature	-10 to 60°C (non-condensing)
CE-/EMC	Safety: EN 61010-1:2020 EMC: IEC 61000-6-2:2016, EN 61000-6-2:2019 IEC 61000-6-3:2020, EN 61000-6-3:2007+A1:2011

Electrical Installation

	Wire specification
Clamping range	0.13 - 1.5mm ² (Push-in Spring clip)
Wires:	w. plastic collar ferrule DIN 46228/4: 0,25 - 0.75 mm ² w. wire end ferrule DIN 46228/1: 0,25 - 1.50 mm ² Solid, min. H05(07) V-U 0.2 - 1.50 mm ² Wire connection cross section AWG28 - 14

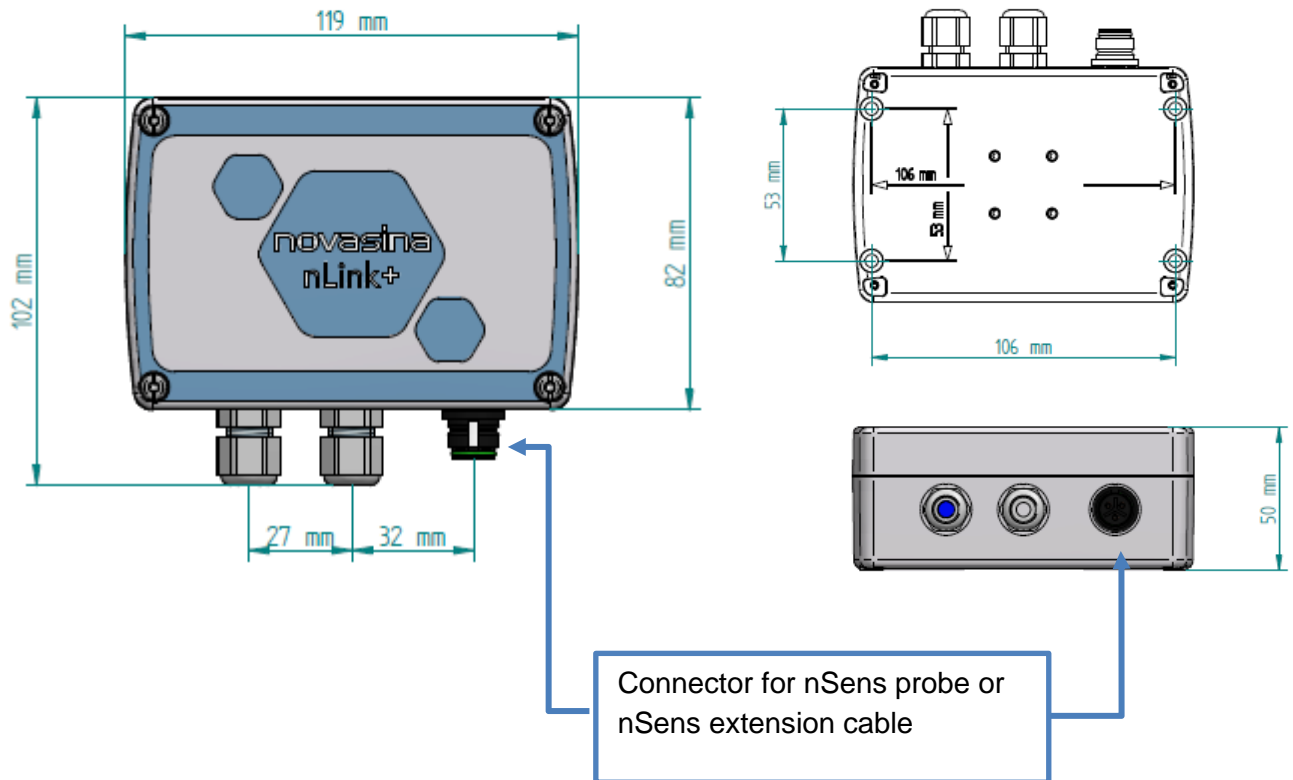
Cable specifications depend on the installation and have to be defined by the designer or installer. Heavy machinery and other instrumentation should not share the same power supply wiring. Use noise filters and surge protectors if required.

For EMC protection it is recommended to take the following measures:




- Wires emitting interference must be separated from measurement and analysis units
- Parallel guidance of measurement cables and electrical power cables must be avoided, use different channels with separation (see European Standard EN50170 for detailed information)

Product	nLink+ IP AS	novasina The Art of Precision Measurement
Document	Datasheet	Novasina AG CH-8853 Lachen
	007238.00	Page 2 / 2

Dimension & Schematics



Sensor cables and Configuration set

nSens cable extensions	Configuration cable: nlink-USB	Wall mount / din rail mount
Extension cable between transmitter and nSens. Also compatible with NovaZone Flex, Modbus, UMB.	Configuration cable for nLink-Analog to Android or Windows PC. Software available for download	
		
260 1201 nSens Extension 2m 260 1136 nSens Extension 5m 260 1986 nSens Extension 10m 260 1987 nSens Extension 30m	260 1818 nlink-USB-CA3 (complete set)	2602053: wall / rail mount

Technical data subject to change without prior notice