

EASY... FAST... RELIABLE

VI-CELL XR CELL VIABILITY ANALYZER



IT'S AS EASY AS 1 - 2 - 3

- 1 Load your sample
- 2 Login your sample
- 3 Run and view your results

CHARACTERIZED
by ingenuity.

 **BECKMAN
COULTER**
Life Sciences

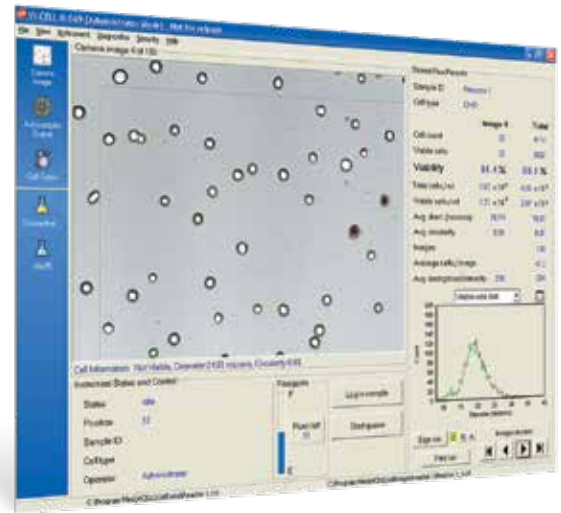
Vi-CELL XR

Software with power,
flexibility and simplicity

R&D, QC and Manufacturing Applications

The Vi-CELL XR software interface has been designed for simplicity; yet offers numerous innovative features for those users demanding maximum flexibility. For many users the main screen may be the only one they need. Everything the user requires to log in samples and view results is right there.

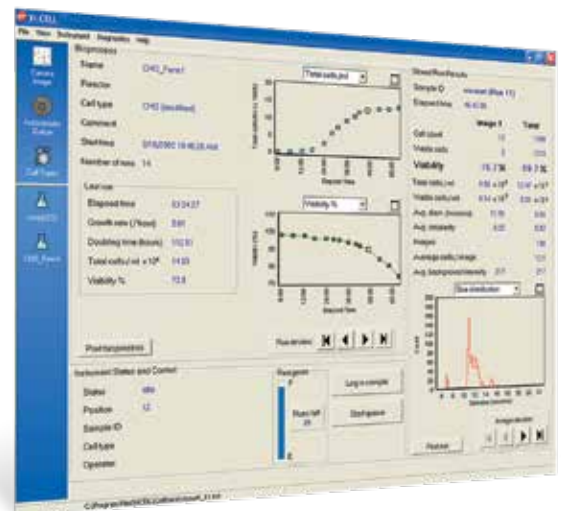
- All of the available graphs, including viability %, viable size distribution, and total cells /mL are easily selectable via the drop-down menu.
- The bioprocess tracking, auto-sampler queue and control monitoring features are easily accessed via the novel navigation bar on the left side of the screen.
- Real-time cellular imaging provides additional information not available using standard aperture cell counting methods. This image combines cellular detail with viability, size and concentration.



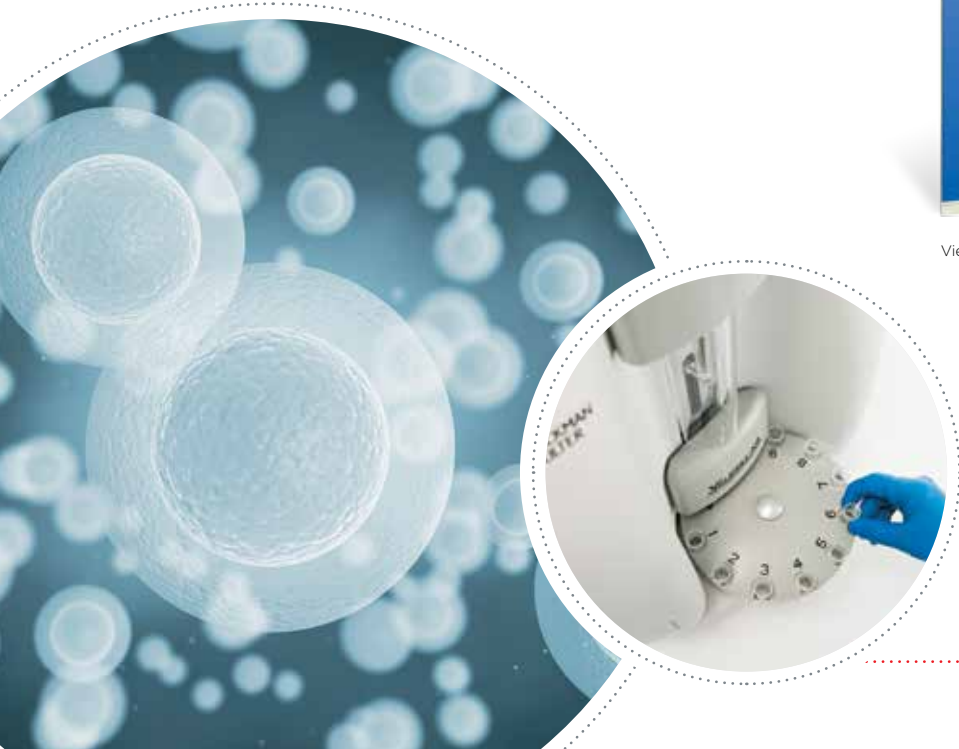
Real-time cellular imaging

Design

- The Vi-CELL XR bioprocess tracking feature allows convenient, automated tracking of your cell culture parameters, essential for bioreactor productivity.
- Data points of total cell counts and viability percent are electronically recorded and stored, reducing potential errors in manual recording.



View your bioreactor data and monitor culture over time



21 CFR Part 11

The Electronic Records and Electronic Signatures Rule (21 CFR Part 11) was established by the Food and Drug Administration (FDA) to define the requirements for submitting documentation in electronic form and the criteria for approved electronic signatures. Since analytical instrument systems such as the Vi-CELL XR generate electronic records, these systems should facilitate compliance with the Electronic Records Rule. By selecting the 21 CFR Part 11 option in the software, it automatically allows the user to configure the system. The Vi-CELL XR features the following key system components to facilitate 21 CFR 11 compliance:

- Audit trail
- Electronic signature capability
- Secure user sign-on
- User level permissions
- Administrative configuration tools



The Vi-CELL facilitates 21 CFR 11 compliance.



IQ/OQ Program

Beckman Coulter complies with current Good Manufacturing Practices (cGMPs). This gives us an understanding of the strict requirements that users are subjected to in regulated industries. To that end, Beckman Coulter has established a comprehensive program to address all aspects of the instrument validation process.

Our complete Operation Qualification Program includes IQ and OQ certifications. Service is carried out by specially trained engineers following specific protocols.

Installation qualification (IQ) is the documented collection of activities necessary to establish that an instrument is delivered as designed and specified, and is properly installed in the selected environment, and that this environment is suitable for the instrument.

Operational qualification (OQ) is the documented collection of activities necessary to demonstrate that an instrument will function according to its operational specification in the selected environment.



Explore The Many Features of The Vi-CELL XR Cell Viability Analyzer

Feature	Vi-CELL XR	Benefits
Auto Sampler	Yes	Eliminates need to remove carousel
Size Range (µm)	2-70	Measuring range for small cells and yeast
Sample Volume (µL)	500	Reduced reagent consumption
Analysis Time (min)	2.5	Fast analysis
Imaging Technology <ul style="list-style-type: none"> • Camera Focus • Image Collection • Camera 	Auto Firewire 1394x1040 CCD	Providing for better analysis of small cells and yeast. Higher resolution improves identification of clustered cells for analysis
Image Zoom	Yes	Helps identify cell types and cell clustering
Aspiration and Trypan Blue Mixing	Variable	Helps with cell types, such as fragile cell lines. Added mixing helps separate sticky cells before analysis.
Out of Range Concentration Flag	Yes	Automatically keeps operator informed
Filled Dispense Tray Flag	Yes	Automatically keeps operator informed
Bioprocess 3D, Rotateable Plotting	Yes	Visually see trend changes
Export Multi-run Files to MS Excel	Yes	Facilitates Data Handling
Upgraded Audit Trail Supports 21 CFR Part 11	Yes	Assists in system validation requirements
Non-viable Cell Declustering User-defineable Declustering Options	Yes	Helps in optimizing cell types, such as "sticky cell lines" and helps number cells in clusters
Added Preferences for Secured Users	Yes	Assists in system validation requirements
Enhanced Circularity Measurement	Yes	Helps in isolating debris from sample

TECHNICAL SPECIFICATIONS

Instrument Function: Concentration Range	Operating System	Instrument Type	Power Requirements	Temperature	Weight	Unit Dimensions (H x W x D)
5 x 10 ⁴ to 1 x 10 ⁷ cells/mL Counting Accuracy: ± 6%*	Windows 7 or Windows 10	Video imaging through a quartz flow cell	Power: 50 watts (65 watts max) Voltages: 100V, 120V, 220V, or 240 V 50/60 Hz	10° - 40°C 50° - 104°F	11.3 kg 25.0 lb	44.5 x 38 x 41 (cm) 17.5 x 15 x 16 (in)

* Against the COULTER COUNTER reference method.

ORDERING INFORMATION

Part Number	Description
731050	Vi-CELL XR
383722	Vi-CELL XR Quad Pak
175478	Vi-CELL Concentration Control
175474	Vi-CELL Focus Control
B94987	Vi-CELL Quad Pak for integration systems (No sample cups included)

For more information, please contact your local Beckman Coulter representative or visit our website:

<https://www.beckman.com/cell-counters-and-analyzers/vi-cell-xr>

For more information, please contact:



© 2019 Beckman Coulter, Inc. All rights reserved. Beckman Coulter, the stylized logo, and the Beckman Coulter product and service marks mentioned herein are trademarks or registered trademarks of Beckman Coulter, Inc. in the United States and other countries.

For Beckman Coulter's worldwide office locations and phone numbers, please visit Contact Us at [beckman.com](https://www.beckman.com)
PART-4233SB08.19